

MECHANICAL

FIXTURE	ROAD CASE
Dimensions:	Dimensions:
mm: 390 x 320 x 508	860 x 590 x 889
in: 15.4 x 12.6 x 20	33.8 x 23.2 x 35

Fixture Weight: 24 kg (54 lb)

Shipping Weight: 97.5 kg (215 lb)

Mounting Information: The SolaWash 37 LED fixture can be truss mounted using 1/4 camlock c-clamps mounting brackets. It can also stand upright on a stable surface.

Colors Available: Black

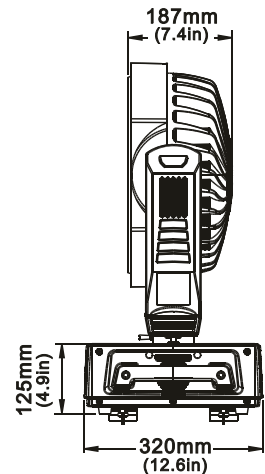
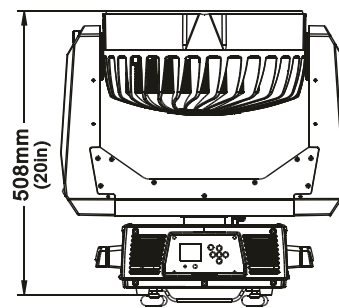
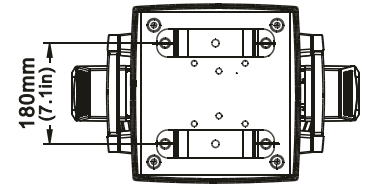
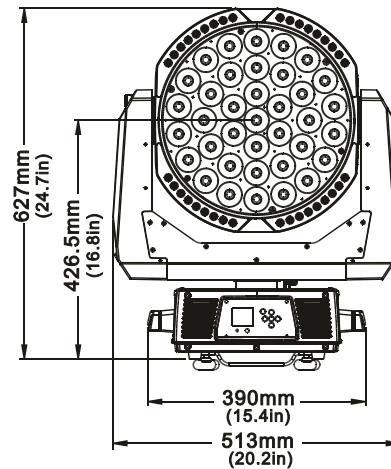
ELECTRICAL /LIGHT SOURCE

Fixture Rated Power: 680 W

Power Consumption: AC 100V–240V; 50Hz/60Hz; 12A

Fixture Output: 18,000 Lumens

Light Source: 37x 15-W RGBW LEDs
36x Indigo Highlighter LEDs



OPERATION

Pan: 540° optional 630°

Tilt: 265°

Zoom: 12° – 65°

Environmental Specifications:

Minimum Distance to Flammable Objects	0.5 m (1.64 ft)
Minimum Distance to Lighted Objects	0.5 m (1.64 ft)
Ambient Temperature	-10°C to 45°C

Compliances: ETL, CE

PART NUMBERS

Fixture

H7010007: fixture, SolaWash 37 LED, black

DMX CONTROL

Control Options: DMX512/RDM

Address Methods: Full Color LCD Display, Battery Mode, RDM

DMX/RDM Data Connectors: 3-pin 5-pin male and female XLR connectors

DMX Channels: 21 (Standard Protocol), 19 (Reduced Protocol),
31 (Zones Protocol), 162 (Mapping Protocol)

Fixtures per Universe: 24 (Standard Protocol)

DMX Channel Assignments for Standard Protocol	
Channel	Function
1	Pan
2	
3	Tilt
4	
5	Color Function
6	Red
7	Green
8	Blue
9	White
10	Color Correction
11	Zoom
12	
13	Strobe
14	Dim
15	
16	Image
17	Image Play Speed
18	MSpeed
19	Control
20	Indigo Highlighter Function
21	Indigo Highlighter Dim

© 2013 High End Systems, Inc. All specifications subject to change without notice.



HIGH END SYSTEMS
a Barco company

High End Systems
2105 Gracy Farms Lane
Austin, TX 89858 USA

voice: 512.836.2242
fax: 512.837.5290
Toll Free: 800.890.8989

Customer Service
2105 Gracy Farms Lane
Austin, TX 89858 USA

voice: 800.890.8989
fax: 512.834.9195
Toll free: 800.890.8989